


TRAVERSE MASTER MOBILE

Extending Mobile Technology to the Shop Floor



TRAVERSE[®]
MASTER



TRAVERSE MASTER Mobile Shop Floor

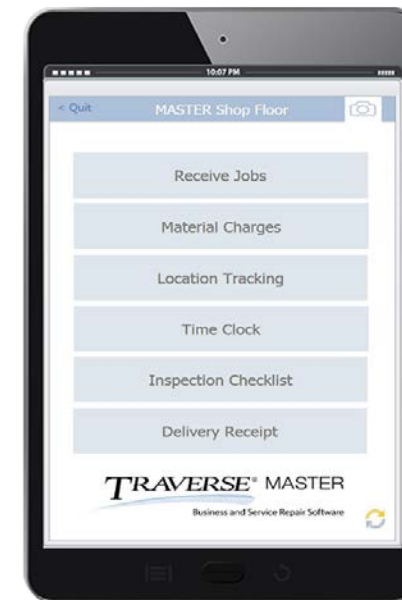
TRAVERSE MASTER Mobile Technology gives you the power to do business in the palm of your hand. Receiving Jobs, Material Charges, Location Tracking, Time Clock, and Inspection Checklists have never been easier or more efficient.

WHAT ARE THE ADVANTAGES OF USING TRAVERSE MOBILE SHOP FLOOR?

- Simple to use tablet functions for the shop
- Dramatically reduce duplicate entry
- Get data into your system quickly and easily



MASTER Shop Floor, along with TRAVERSE MASTER Service Repair, allows you to easily utilize technology on the shop floor. Quickly receive jobs, manage pictures, consume materials, track the location of jobs, enter time or be guided step by step through an inspection checklist... all from the palm of your hand.

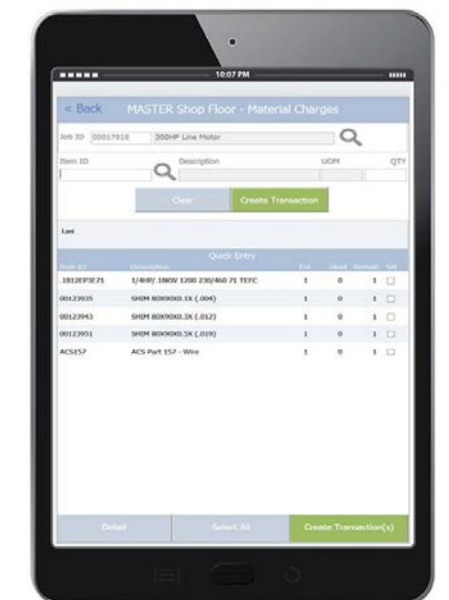


Optional Mobile Functions

- Receive Jobs
- Picture Management
- Enter Material Charges
- Track Equipment Locations
- Remote Time Entry
- QA/Inspection Checklist
- Delivery Receipts

Material Charges

Consume materials on the shop floor when they are used. This quick entry function allows you to scan, lookup, or select from a list of items associated with your estimate to quickly associate materials with Jobs. Inventory is consumed, WIP updated, and actual costs are applied to your jobs when they actually occur instead of when someone in the office has time to enter data into your system.





Receive Jobs on Shop Floor

Quickly receive jobs when they arrive at your shop. A simple interface with lookups and large buttons allow you to enter information required to create a job on the shop floor, including nameplate data.

Job numbers are automatically assigned so there is no more need to manually update job receiving logs.

Mobile Time Clock

Track time on the shop floor or in the field with TRAVERSE MASTER Mobile Time Clock. Track multiple jobs or labor codes at the same time, review activity by employee then update jobs when complete.

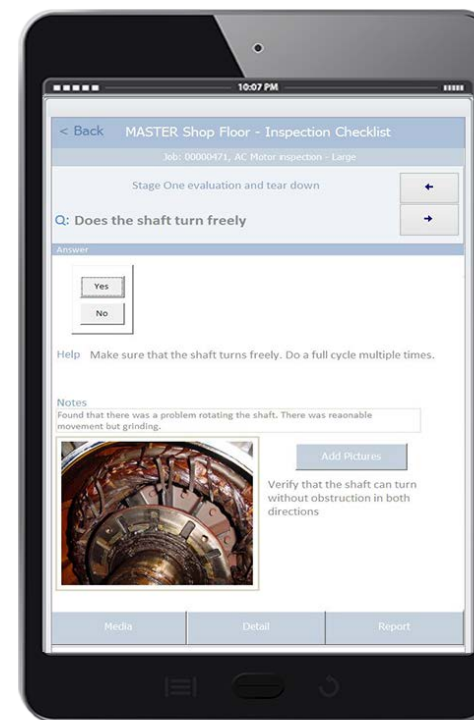
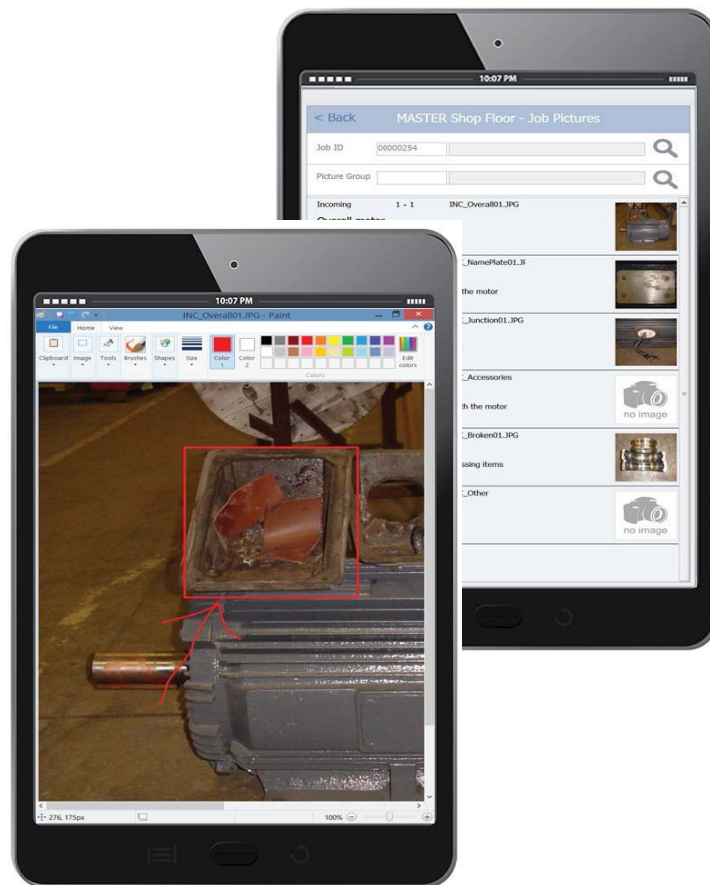
Using our disconnected mode allows you to track time in the field when you are not connected to your server. A synchronize option updates your server when connected.



Picture Management

Mobile Shop Floor allows you to capture and edit pictures during job entry. If desired, a list of required pictures are presented to your staff reminding them which photos they should take based on the type of job received.

Pictures are automatically saved to your job folder so you no longer need to download, rename, and copy photos all day.

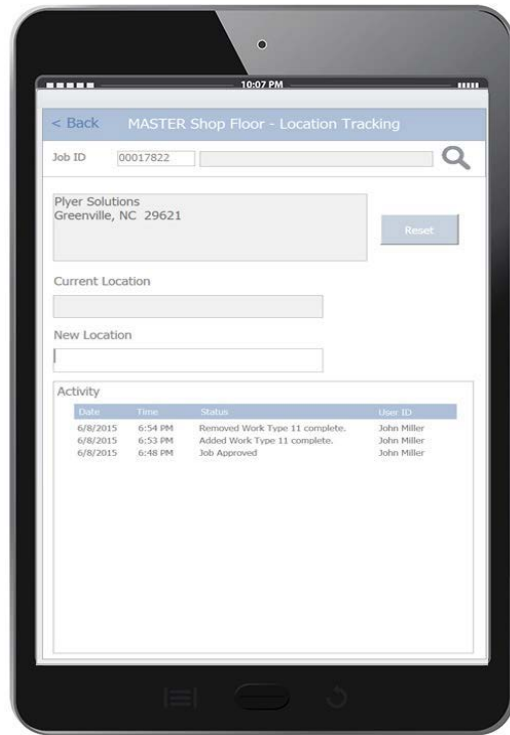


QA Configurator / Inspection Checklist

Use QA Configurator to walk your staff through step by step instructions for QA and/or inspection check lists. Create an unlimited number of questions and answer combinations, set variances, defaults and selection lists to help insure accurate recording of data.

Pictures, help text and an unlimited number of media links provide your staff all of the guidance they might need to properly accomplish QA and inspection checklists.

JOB LOCATION TRACKING & DELIVERY RECEIPTS



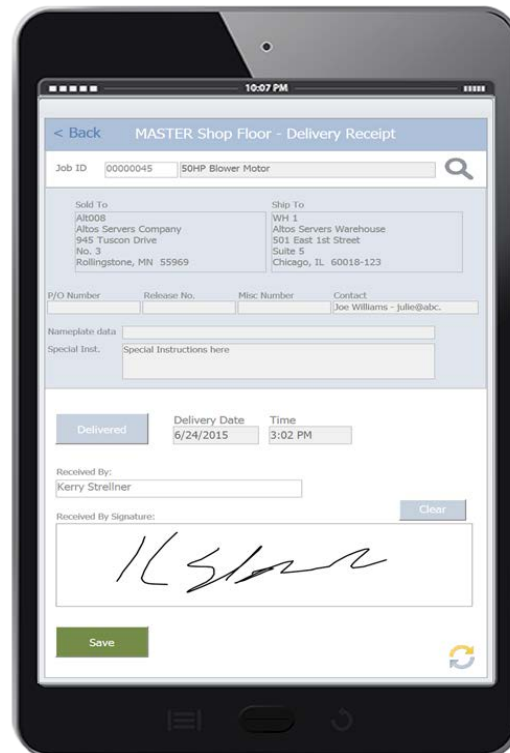
Job Location Tracking

Identify where equipment or jobs are physically located in your shop.

Simply scan the job or equipment label, then the bin location, to let TRAVERSE MASTER know where the item is located. Activity related to the job will display when any job is scanned.

Delivery Receipts

Recording acceptance of job delivery is easy with the Delivery Receipt function. Obtain customer sign off on a job that includes delivery date, time, name and signature of person approving delivery acceptance. Once saved, a PDF copy is stored in the transaction job folder. Additionally, an optional mobile printer can be used to allow for printing a hard copy receipt to leave with customer.



For more information or to schedule an online demo, please contact:

Brent Stallo

952-403-5839

Brent.Stallo@osas.com

www.osas.com/master



Corporate Headquarters

4301 Dean Lakes Blvd., Shakopee, MN 55379
800-328-2276 • 952-496-2495(fax)
www.osas.com • info@osas.com

Regional Offices

California • Florida • Georgia • Illinois • Indiana • Iowa
Kentucky • Kansas • New Jersey • New York • North Carolina
Ohio • Oklahoma • Oregon • Puerto Rico • South Carolina • Tennessee
Texas • Virginia • Washington • Wisconsin

International Offices

Australia • Argentina • Canada • Costa Rica
Honduras • India • Mexico • Panama