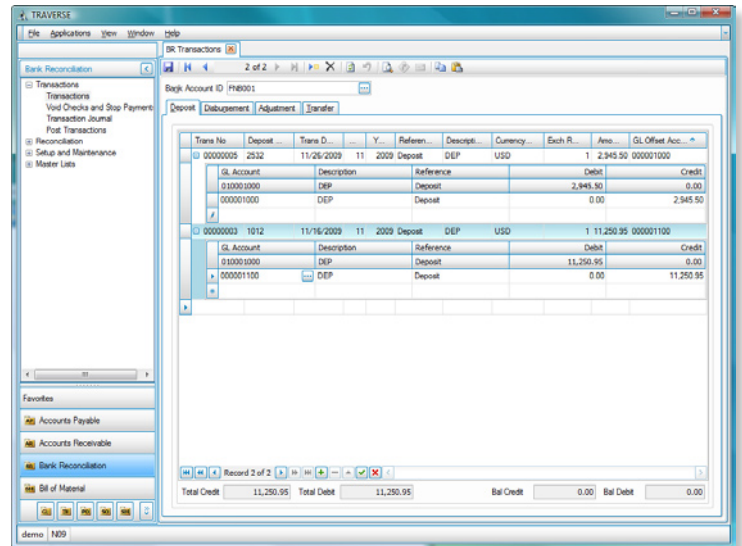


## Bank Reconciliation

TRAVERSE Bank Reconciliation helps you streamline and improve the reconciliation of bank statements with general ledger bank accounts. It makes important updates to TRAVERSE General Ledger and receives timely entries from other applications.

With Bank Reconciliation, you'll know which checks have cleared, which transactions are outstanding, which bank accounts contain what amounts, and exactly where your money is. Find errors and record differences between your books and the bank easily with two types of reconciliation from the Reconciliation Report: book-to-bank and bank-to-book. Reconciling is fast and simple. You can clear transactions with a single mouse click; line by line, by a specific range of checks, or all at once. If you make a mistake, reversing a selection is just as easy.

You need to make the best decisions about the day-to-day operations of your business. TRAVERSE Bank Reconciliation gives you the accurate information you need to make the most of your cash. Using multiple bank accounts for Accounts Receivable/Sales Order deposits and Accounts Payable/Purchase Order and Payroll checks gives you the flexibility to receive money and to disburse money from different accounts.



*Use the Transactions function to enter deposits, disbursements, adjustments, and transfers that have not been created through other applications.*

- Set up as many base and foreign currency bank accounts as you need, including routing codes for electronic payments, positive pay codes, check formats and other ACH information.
- Define information for processing ACH payments to vendors and from customers for streamlined, simplified processing (requires Banking application).
- Adjustment and transfer transactions create entries in General Ledger.

**100% Microsoft® Technology - .NET & SQL**



4301 Dean Lakes Boulevard, Shakopee, MN 55379

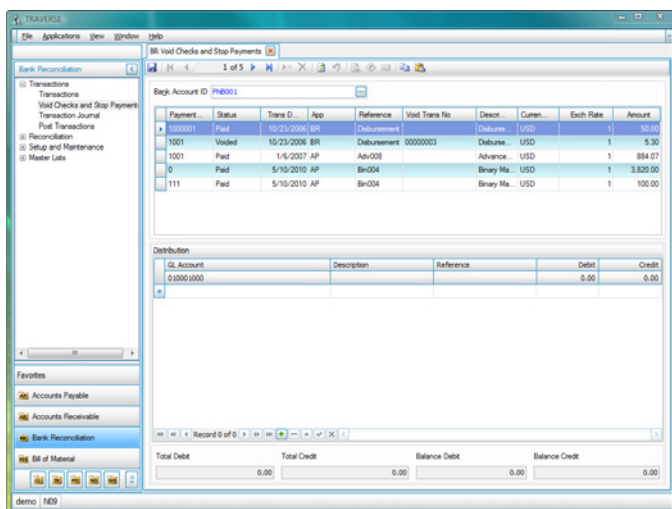
1-800-328-2276 www.osas.com

## Additional Bank Reconciliation Features:

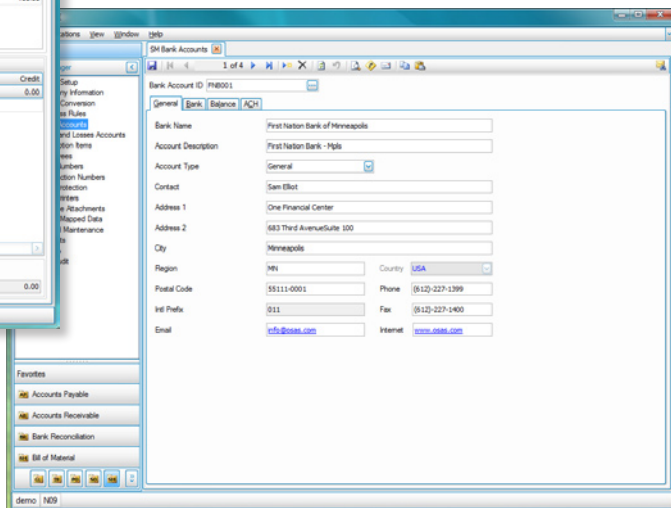
- use an unlimited number of bank accounts
- enter recurring adjustments only once
- enter a transaction in any currency if you use the multicurrency option
- void a check before you send it or stop the payment of a check before it is cashed
- define your own default descriptions and references
- use interaccount transfers and manual adjustments
- post transactions for multiple years
- reprint prior posting logs
- stop the payment of any check, even if it was posted from an interfaced application
- purge cleared transactions by bank account ID or by transaction date
- review total debits and credits posted to GL for each period in the Post Transactions Log
- view account, contact, and statement information using the Bank Accounts List
- print the Transaction Journal to check for errors and omissions
- maintain an accurate audit trail
- run reports that list cleared transactions, outstanding transactions, and bank-to-book/book-to-bank reconciliation information

## Bank Reconciliation Reports:

- Transaction Journal
- Reconciliation Report
- Bank Account Register
- Bank Accounts Lists
- Recurring Adjustments List



*You can void a check before it is sent or to stop the payment of a check before it is cashed.*



*You can set up an unlimited number of bank accounts with the Bank Accounts screen.*